

ROBUST CONFIDENCE SETS IN THE PRESENCE OF WEAK INSTRUMENTS

By Anna Mikusheva ¹,

MIT, Department of Economics

Abstract

This paper considers instrumental variable regression with a single endogenous variable and the potential presence of weak instruments. I construct confidence sets for the coefficient on the single endogenous regressor by inverting tests robust to weak instruments. I suggest a numerically simple algorithm for finding the Conditional Likelihood Ratio (CLR) confidence sets. Full descriptions of possible forms of the CLR, Anderson- Rubin (AR) and Lagrange Multiplier (LM) confidence sets are given. I show that the CLR confidence sets have nearly shortest expected arc length among similar symmetric invariant confidence sets in a circular model. I also prove that the CLR confidence set is asymptotically valid in a model with non-normal errors.

Key Words: weak instruments, confidence set, uniform asymptotics

JEL Classifications: C30

1 Introduction

This paper considers confidence sets for the coefficient β on the single endogenous regressor in an instrumental variable (IV) regression. A confidence set provides information about a range of parameter values compatible with the data. A good confidence set should adequately describe sampling uncertainty observed in the data. In particular, a confidence set should be large, possibly infinite (in a case of infinite parameter space), if the data contains very little or no information about a parameter. In many empirically relevant situations the correlation between the instruments and the endogenous regressor is almost indistinguishable from zero (so called weak instrument case), and little or no information about β can be extracted. A confidence set with correct coverage probability in the case of arbitrary weak instruments must

¹Dept. of Economics, Massachusetts Institute of Technology, 50 Memorial Drive, Cambridge, MA 02142, U.S.A.; (617)324-5459, fax-(617) 253-1330; *amikushe@mit.edu* .

have an infinite length with positive probability (Gleser and Hwang (1987), Dufour (1997)). Most empirical applications use the conventional Wald confidence interval, which is always finite. As a result, the Wald confidence interval has a low coverage probability (Nelson and Startz (1990)) and should not be used when instruments are weak (Dufour (1997)).

To construct a confidence set robust to weak instruments one can invert a test which has a correct size even when instruments are weak (Lehmann (1986)). Namely, a confidence set of correct size can be constructed as a set of β_0 for which the hypothesis $H_0 : \beta = \beta_0$ is accepted. The idea of inverting robust tests in the context of IV regression was first proposed by Anderson and Rubin (1949) and has recently been used by many authors, among them Moreira (2002), Stock, Wright and Yogo (2002), and Dufour, Khalaf and Kichian (2005). The class of tests robust to weak identification includes but is not limited to the Anderson and Rubin (1949) (AR) test, the Lagrange multiplier (LM) test proposed by Kleibergen (2002) and Moreira (2002), and the Conditional Likelihood Ratio (CLR) test suggested by Moreira (2003).

This paper has three main goals. The first one is to compare the CLR, AR, and LM confidence sets using accuracy and length as criteria of desirability. The second goal is to provide a practitioner with simple and fast algorithms for obtaining these confidence sets; currently fast inversion algorithm exists for the AR but not CLR or LM. The last but not the least one is to prove that the confidence sets mentioned above have asymptotically correct coverage; this entails a non-trivial extension of point-wise validity arguments in the literature to uniform validity.

Accuracy of a confidence set is defined as the probability of excluding false values of the parameter of interest. A uniformly most accurate (UMA) confidence set maximizes the probability of excluding each false value. A UMA confidence set corresponds to a uniformly most powerful (UMP) test and vice versa. Practitioners are usually more interested in another criterion, the expected length. According to Pratt's (1961) theorem (also see Ghosh (1961)), the expected length of a confidence set equals the integral over false values of the probability each false value is included. If the expected length is *finite*, then a UMA confidence set is of the shortest expected

length.

Andrews, Moreira and Stock (2006) show that the CLR test is nearly UMP in the class of *two-sided* similar tests invariant with respect to orthogonal transformations of instruments. It gives one hope that a confidence set corresponding to the CLR test would possess some optimality properties with respect to length. There are, however, two obstacles in applying Pratt's theorem directly. First, the expected length of a confidence set with correct coverage in the case of weak instruments must be infinite. Second, the CLR does not maximize power at every point, rather it nearly maximizes the average power at two points lying on different sides of the true value. The locations of the points depend on each other, but they are not symmetric, at least in the native (standard) parametrization of the IV model.

The reasons stated above prevent establishing "length optimality" of the CLR confidence set in the native parametrization. However, in a circular version of the simultaneous equation model suggested by Hillier (1990) and Chamberlain (2005), CLR sets have some near optimality properties. In spherical coordinates the parameter of interest, ϕ , lies on a one-dimensional unit circle. This parameter, ϕ , is in one-to-one correspondence with the coefficient, β , on the endogenous regressor. Inferences on ϕ can be easily translated to inferences on β and vice versa. This circular model has two nice features. First, the length of the parameter space for ϕ is finite, which makes every confidence set for ϕ finite (a confidence interval of length Pi for ϕ corresponds to a confidence set for β equal to the whole line). Second, a circular model possesses additional symmetry and invariance. In particular, as shown by Andrews, Moreira and Stock (2006) the 2-sidedness condition corresponds to a *symmetry* on the circle. I show that the CLR confidence set has nearly minimal arc length among symmetric similar invariant confidence sets in a simultaneous equation model formulated in spherical coordinates.

I use simulations to examine the distribution of the lengths of the CLR, AR, and LM confidence sets for β in linear coordinates. I also compute their expected lengths over a fixed finite interval. I find that the distribution of the length of the CLR confidence set is first order stochastically dominated by the distribution of the length

of the LM confidence set. It is, therefore, not advisable to use the LM confidence set in practice.

If one compares the length of the CLR and AR sets over a fixed finite interval, then the CLR confidence set is usually shorter. The distributions of length of the AR and CLR confidence sets, however, do not dominate one another in a stochastic sense. The reason is that the AR confidence set can be empty with non-zero probability. In other words, the distribution of length of the AR confidence set has a mass point at zero. This peculiarity of the AR confidence set can be quite confusing for applied researchers, since an empty interval does not allow making any inferences in practical settings.

This paper also addresses the practical problem of inverting the CLR, LM and AR tests. One way of inverting a test is to perform grid testing, namely, to perform a series of tests $H_0 : \beta = \beta_0$, where β_0 belongs to a fine grid. This procedure, however, is numerically cumbersome. Due to the simple form of the AR and LM tests, it is relatively easy to invert them by solving polynomial inequalities (this is known for the AR, but apparently not for the LM). The problem of inverting the CLR test is more difficult, since both the LR statistic and a critical value are cumbersome functions of the tested value. I find a numerically very fast way to invert the CLR test without using a grid search. I also characterize all possible forms of the CLR confidence region.

The third main result of this paper is a proof of asymptotic validity of the CLR confidence set. Moreira (2003) showed that if the reduced form errors are normally distributed with zero mean and known covariance matrix, then the CLR test is similar, and the CLR confidence set has exact coverage. Andrews, Moreira and Stock (2006) showed that without these assumptions a feasible version of the CLR test has asymptotically correct rejection rates both in weak instrument asymptotics and in strong instrument (classical) asymptotics. I complete their argument by proving that a feasible version of the CLR has asymptotically correct coverage *uniformly* over the whole parameter space (including nuisance parameters).

The paper is organized as follows. Section 2 contains a brief overview of the model and definitions of the CLR, AR, and LM tests. Section 3 defines the circular model

and establishes its relation to the linear model. It also discusses a correspondence between properties of tests and properties of confidence sets. Section 4 gives algorithms for inverting the CLR, AR and LM tests. Section 5 provides the results of simulations comparing the length of the CLR, AR, and LM confidence sets. Section 6 contains a proof of a theorem about a uniform asymptotic coverage of the CLR confidence set.

2 The model and notation.

In this section I introduce notation and give a brief overview of the tests used in this paper for confidence set construction. I keep the same notation as in Andrews, Moreira and Stock (2006) for the simultaneous equations model in linear coordinates and try to stay close to the notation of Chamberlain (2005) for the model written in spherical coordinates (the circular model).

Let me start with a model containing structural and reduced form equations with a single endogenous regressor:

$$y_1 = y_2\beta + X\gamma_1 + u; \tag{1}$$

$$y_2 = Z\pi + X\xi + v_2. \tag{2}$$

Vectors y_1 and y_2 are $n \times 1$ endogenous variables, X is $n \times p$ matrix of exogenous regressors, Z is $n \times k$ matrix of instrumental variables, β is the coefficient of interest. To make linear and circular models equivalent I assume that $\beta \in \mathbb{R} \cup \{\infty\}$. There are also some additional unknown parameters $\gamma_1, \xi \in \mathbb{R}^p$ and $\pi \in \mathbb{R}^k$. Without loss of generality I assume that $Z'X = 0$. The $n \times 2$ matrix of errors $[u, v_2]$ consists of independent identically distributed (*i.i.d.*) rows, and each row is normally distributed with mean zero and a non-singular covariance matrix.

I also consider a system of two reduced form equations obtained by substituting equation (2) into equation (1):

$$y_1 = Z\pi\beta + X\gamma + v_1;$$

$$y_2 = Z\pi + X\xi + v_2,$$

where

$$\gamma = \gamma_1 + \xi\beta; \quad v_1 = u + \beta v_2.$$

The reduced form errors are assumed to be i.i.d. normal with zero mean and covariance matrix Ω . I assume Ω to be known. The last two assumptions will be relaxed in Section 6.

Let me introduce the following sufficient statistics for a set of coefficients (β, π) :

$$\zeta = (\Omega^{-1/2} \otimes (Z'Z)^{-1/2} Z') \begin{pmatrix} y_1 \\ y_2 \end{pmatrix} = \begin{pmatrix} \zeta_1 \\ \zeta_2 \end{pmatrix}.$$

The simultaneous equations model written in linear coordinates is reduced to the following equation:

$$\zeta \sim N((\Omega^{-1/2}a) \otimes ((Z'Z)^{1/2}\pi), I_{2k}), \quad (3)$$

where $a = (\beta, 1)'$.

I also consider the circular model written in spherical coordinates. Following Chamberlain (2005), let $S^i = \{x \in \mathbb{R}^{i+1} : \|x\| = 1\}$ be an i -dimensional sphere in \mathbb{R}^{i+1} . Two elements x_1 and $x_2 \in S^1$ are equivalent if $x_1 = x_2$ or $x_1 = -x_2$. Let S_+^1 be the space of equivalence classes. Let us have vectors $\phi = \Omega^{-1/2}a / \|\Omega^{-1/2}a\| \in S_+^1$, and $\omega = (Z'Z)^{1/2}\pi / \|(Z'Z)^{1/2}\pi\| \in S^{k-1}$ and a real number $\rho = \|\Omega^{-1/2}a\| \cdot \|(Z'Z)^{1/2}\pi\|$. Then the circular model is given by equation

$$\zeta \sim N(\rho\phi \otimes \omega, I_{2k}). \quad (4)$$

There is one-to-one correspondence between $\beta \in \mathbb{R} \cup \{\infty\}$ and $\phi \in S_+^1$. As a result, all inferences about ϕ can be translated into inferences about β and vice versa.

Let $D(\zeta) = (\zeta_1, \zeta_2)$ and $A(\zeta) = D'(\zeta)D(\zeta)$. I also consider a matrix $Q(\zeta, \beta) = J'A(\zeta)J$, properties of which are discussed in Andrews, Moreira and Stock (2006). Here $J = \begin{bmatrix} \frac{\Omega^{1/2}b}{\|\Omega^{1/2}b\|}, \frac{\Omega^{-1/2}a}{\|\Omega^{-1/2}a\|} \end{bmatrix}$ is 2×2 matrix, and $b = (1, -\beta)'$. I should note that $J = [\phi^\perp, \phi]$, where ϕ^\perp stands for a vector orthogonal to ϕ : $\phi'\phi^\perp = 0$.

This paper considers three tests: the Anderson - Rubin (1949) AR test, the LM test proposed by Kleibergen (2002) and Moreira (2002), and Moreira's (2003) CLR test. I define them below for a linear model. Reformulation for a circular model is obvious.

The AR test rejects the null $H_0 : \beta = \beta_0$ if the statistic

$$AR(\beta_0) = \frac{Q_{11}(\zeta, \beta_0)}{k}$$

exceeds the $(1 - \alpha)$ - quantile of a χ^2 distribution with k degrees of freedom.

The LM test accepts the null if the statistic

$$LM(\beta_0) = \frac{Q_{12}^2(\zeta, \beta_0)}{Q_{22}(\zeta, \beta_0)}$$

is less than the $(1 - \alpha)$ - quantile of a χ^2 distribution with 1 degree of freedom.

The CLR test is based on the conditional approach proposed by Moreira (2003). He suggested a whole class of tests using critical values that are functions of the data.

The CLR test uses the LR statistic:

$$LR = \frac{1}{2} \left(Q_{11} - Q_{22} + \sqrt{(Q_{11} + Q_{22})^2 - 4(Q_{11}Q_{22} - Q_{12}^2)} \right)$$

and critical value $m_\alpha(Q_{22})$ which is a function of Q_{22} . For every α , the critical value function, $m_\alpha(q_{22})$, is chosen in such a way that the conditional probability of the LR statistic exceeding $m_\alpha(q_{22})$ given that $Q_{22} = q_{22}$ equals α :

$$P \{LR > m_\alpha(q_{22}) | Q_{22} = q_{22}\} = \alpha.$$

The CLR test accepts the null $H_0 : \beta = \beta_0$ if $LR(\beta_0) < m_\alpha(Q_{22}(\beta_0))$.

3 Relation between properties of a test and properties of a confidence set.

This section describes how the properties of tests are translated into properties of the corresponding confidence sets. Let ζ be a random variable satisfying a linear model (3) (or a circular model (4)). I intend to construct a confidence set for parameter β (for parameter ϕ) which is only a part of parameter vector $\theta = (\beta, \pi)$ ($\theta = (\phi, \omega, \rho)$).

Definition 1 *A set $C(\zeta)$ is a confidence set for β at confidence level $1 - \alpha$ if for all values of β and π*

$$P_{\beta, \pi} \{\beta \in C(\zeta)\} \geq 1 - \alpha. \tag{5}$$

According to Lehmann (1986, p.90), there is a one-to-one correspondence between testing a series of hypotheses of the form $H_0 : \beta = \beta_0$ and constructing confidence sets for β . In particular, if $C(\zeta)$ is a confidence set at confidence level $1 - \alpha$, then a test, accepting $H_0 : \beta = \beta_0$ if and only if $\beta_0 \in C(\zeta)$, is an α -level test. And, vice versa, if A_{β_0} is an acceptance region for testing β_0 , then $C(\xi) = \{\beta_0 : \xi \in A_{\beta_0}\}$ is a confidence set.

A confidence set is similar if statement (5) holds with equality. Similar tests correspond to similar confidence sets and vice versa.

3.1 Power vs. accuracy and expected length.

Applied researchers prefer to have a confidence set (at a given confidence level) which is accurate and short. Accuracy of a confidence set is the ability to not cover false values of the parameter of interest. A uniformly most accurate (UMA) confidence set maximizes for each false value the probability of not including it. A UMA confidence set corresponds to a uniformly most powerful (UMP) test and vice versa.

Practitioners are usually more interested in another criterion, the expected length. According to Pratt's theorem (1961), the expected length of a confidence set (if it is finite) equals the integral over false values of the probability each false value is included. In fact, the statement is more general: "length" can be treated as a length with respect to any measure (the integrals must be taken over the same measure). Namely,

$$E_{\beta_0, \pi} \int_{\beta \in C(\zeta)} \mu(d\beta) = \int_{-\infty}^{\infty} P_{\beta_0, \pi} \{\beta \in C(\zeta)\} \mu(d\beta),$$

for any measure μ as long as both sides of the equality are finite. As a consequence, a UMA set has the shortest expected length as long as the expected length is finite.

Andrews, Moreira and Stock (2006) show that the CLR test is nearly a UMP test in a class of two-sided invariant similar tests. The invariance here is an invariance with respect to orthogonal transformations O_k of instruments, defined below. This result suggests that the CLR confidence set might possess some optimality properties with respect to the length. However, Pratt's theorem cannot be applied directly.

First, a confidence set with correct coverage in the case of weak instruments must be infinite with positive probability. As a result, the expected length of such an interval is infinite. Second, the CLR does not maximize power at every point; rather, it nearly maximizes the average power at two points lying on different sides of the true value. The location of the points depend on each other but they are not symmetric in the linear sense. I prove that once I reformulate the model in spherical coordinates, then the CLR confidence set for parameter ϕ will have nearly shortest expected arc length.

3.2 Invariance with respect to O_k .

In this subsection I consider the invariance property with respect to orthogonal transformations of instruments suggested by Andrews, Moreira and Stock (2006).

Consider a group of orthogonal transformations O_k on the sample space:

$$O_k = \left\{ g_F : g_F(\zeta) = \begin{pmatrix} F\zeta_1 \\ F\zeta_2 \end{pmatrix} = (I_2 \otimes F)\zeta; F \text{ is } k \times k \text{ orthogonal matrix} \right\}.$$

The corresponding group of transformations on the parameter space of a linear model is:

$$O_k^l = \{g_F^l : g_F^l(\beta, \pi) = (\beta, (Z'Z)^{-1/2}F(Z'Z)^{1/2}\pi); F \text{ is } k \times k \text{ orthogonal matrix}\}.$$

For a circular model (the model written in spherical coordinates), the corresponding group of transformations on the parameter space is:

$$O_k^c = \{g_F^c : g_F^c(\phi, \omega, \rho) = (\phi, F\omega, \rho); F \text{ is } k \times k \text{ orthogonal matrix}\}.$$

That is, the parameter of interest β (or ϕ) does not change under the orthogonal transformations of instruments. A confidence set $C(\zeta)$ for β (for ϕ) is invariant with respect to the group of transformations O_k if $C(\zeta) = C(g_F(\zeta))$ for all $g_F \in O_k$. Invariant tests correspond to invariant confidence sets. Following the argument of Andrews, Moreira and Stock(2006), one can conclude that confidence sets (linear and circular) invariant with respect to O_k can depend on ζ only through statistics $A(\zeta)$. That is, for any O_k -invariant confidence set $C(\zeta)$ there is a function f such that:

$$C(\zeta) = \{\phi_0 : F(\phi_0, A(\zeta)) \geq 0\} = \{\phi_0 : f(\phi_0, Q(\zeta, \phi_0)) \geq 0\}.$$

If we restrict our attention to decision rules that are invariant with respect to O_k , then the risks for invariant loss functions (for example, rejection rates and power for tests; coverage probability, accuracy, and expected length for sets) depend on $(\beta, \lambda = \frac{\pi' Z' Z \pi}{k})$ in a linear model and on (ϕ, ρ) in a circular model.

3.3 Two-sided tests and symmetry in a circular model.

Andrews, Moreira and Stock (2006) discuss different ways of constructing 2-sided power envelopes. One approach is to maximize the average power at two alternatives on different sides of the null by choosing these alternatives in such a way that the maximizer is an asymptotically efficient (AE) test under strong instruments asymptotics. Consider some value of the null, β_0 , and an alternative, (β^*, λ^*) . Then there is another alternative, (β_2^*, λ_2^*) , on the other side of β_0 such that a test maximizing average power at these two points is AE (formula for (β_2^*, λ_2^*) is given in Andrews, Moreira and Stock (2006)).

In general, there is no linear symmetry between alternatives: $\beta^* - \beta_0 \neq \beta_0 - \beta_2^*$. However, one can observe that the way of imposing two-sidedness stated above gives symmetry of alternatives in a circular model. Namely, let (ϕ^*, ρ^*) correspond to (β^*, λ^*) and (ϕ_2^*, ρ_2^*) correspond to (β_2^*, λ_2^*) . Then $\rho^* = \rho_2^*$ and ϕ^* is symmetric (on the circle) to ϕ_2^* with respect to ϕ_0 ; that is, $\phi_0' \phi^* = \phi_0' \phi_2^*$ and $(\phi_0^\perp)' \phi^* = -(\phi_0^\perp)' \phi_2^*$.

An equivalent way of imposing the 2-sidedness is imposing a sign-invariance condition. This condition is specific to the null value ϕ_0 . Let a vector $|Q| = (Q_{11}, |Q_{12}|, Q_{22})$ contain the absolute values of elements of Q . A group of transformations on the parameter space consists of two transformations: $\phi^* \mapsto \phi_2^*$ and $\phi^* \mapsto \phi^*$. The corresponding group of transformations on the sample space contains two transformations of a statistic $S = D(\zeta) \phi_0^\perp$: $S \mapsto -S$ and $S \mapsto S$. The null hypothesis $H_0 : \phi = \phi_0$ is invariant to the group of sign transformations. An O_k -invariant test for testing $H_0 : \phi = \phi_0$ is invariant to the group of sign transformations if it depends on $|Q(\zeta, \phi_0)|$ only. I call a confidence set $C(\zeta)$ symmetric if

$$C(\zeta) = \{\phi_0 : f(\phi_0, |Q(\zeta, \phi_0)|) \geq 0\}.$$

By applying Pratt's theorem to the result of Andrews, Moreira and Stock (2006), I conclude that the CLR confidence set has nearly uniformly shortest expected arc length among similar symmetric O_k -invariant confidence sets for ϕ .

Lemma 1 *Let $K(\beta_0; \beta^*, \lambda^*)$ be a two-sided power envelope for invariant similar tests described in section 4 of Andrews, Moreira and Stock (2006), that is,*

$$K(\beta_0; \beta^*, \lambda^*) = \max_{\tilde{\varphi} \in \Psi} (E_{\beta^*, \lambda^*} \tilde{\varphi}(Q(\beta_0)) + E_{\beta_2^*, \lambda_2^*} \tilde{\varphi}(Q(\beta_0))),$$

where Ψ is a class of similar tests invariant with respect to O_k .

Let $\varphi(\beta_0, |Q(\beta_0)|)$ be a similar test for testing $H_0 : \beta = \beta_0$ (or equivalently for testing $H_0 : \phi = \phi_0$) invariant with respect to O_k such that for some $\varepsilon > 0$ we have

$$(E_{\beta^*, \lambda^*} \varphi(\beta_0, |Q(\beta_0)|) + E_{\beta_2^*, \lambda_2^*} \varphi(\beta_0, |Q(\beta_0)|)) \geq K(\beta_0; \beta^*, \lambda^*) - \varepsilon, \text{ for all } \beta_0, \beta^*, \lambda^*.$$

Let C_φ be a confidence set for ϕ corresponding to φ . Then for all similar symmetric O_k -invariant confidence sets $C(\zeta)$ for ϕ , we have the following statement about the expected arc length:

$$E_{\phi, \rho}(\text{arc length } C(\zeta)) \geq E_{\phi, \rho}(\text{arc length } C_\varphi(\zeta)) - \varepsilon Pi,$$

where $Pi = 3.1416\dots$

3.4 Invariance with respect to O_2 .

Another type of invariance was introduced in Chamberlain (2005) – invariance with respect to rotations of vector $(y_1, y_2)'$. This type of invariance is quite cumbersome in a linear model, but is very natural in spherical coordinates.

Let me consider a group of transformations on the sample space:

$$O_2 = \{G_F : G_F(\zeta) = (F \otimes I_k)\zeta; F \text{ is } 2 \times 2 \text{ orthogonal matrix}\}.$$

The corresponding group of transformations in the parameter space of a circular model is a group of rotations of vector ϕ :

$$O_2^c = \{G_F^c : G_F^c(\phi, \omega, \rho) = (F\phi, \omega, \rho); F \text{ is } 2 \times 2 \text{ orthogonal matrix}\}.$$

The confidence set $C^c(\zeta)$ for ϕ in a circular model (4) is invariant with respect to the group of transformations O_2 if $C^c(g_F(\zeta)) = F(C^c(\zeta))$ for all $g_F \in O_2$. By an orthogonal transformation of a set $F(C) = \{\phi : F^{-1}\phi \in C\}$ I mean the corresponding rotation of the set over the unit circle.

Lemma 2 *A confidence set $C(\zeta)$ for ϕ in a circular model (4) is invariant with respect to group $O_2 \times O_k$ if and only if there exists a function f such that*

$$C(\zeta) = \{\phi : f(Q(\zeta, \phi)) \geq 0\}.$$

Corollary 1 *Confidence sets obtained by inverting the CLR, AR, and LM tests are invariant with respect to $O_2 \times O_k$.*

Corollary 2 *The expected arc length of confidence sets for ϕ obtained by inverting the CLR, AR, and LM tests depend only on ρ and k .*

4 Algorithms for constructing CLR, AR and LM confidence sets.

In this section I describe an easy way to invert the CLR, AR, and LM tests and find an analytical description of the three confidence sets. I should note that the general description of the AR sets as well as the algorithm for finding them is well known. The descriptions of the other two sets as well as algorithms for finding them are new.

4.1 Confidence sets based on the CLR test.

This section describes an algorithm for constructing a confidence set for the coefficient on the single endogenous regressor, β , by inverting the CLR test.

One way to invert the CLR test is to perform a series of tests $H_0 : \beta = \beta_0$ over a fine grid of β_0 using the CLR testing procedure. However, such an algorithm is numerically cumbersome. The main difficulty with finding an analytically tractable way of inverting the CLR test is that both the test statistic(LR) and the critical value

function $m_\alpha(Q_t)$ depend not only on the data, but on the null value of the parameter β_0 . In both cases the dependence on β_0 is quite complicated. I transform both sides to make the dependence simpler.

Moreira (2003) suggested finding the critical value function $m_\alpha(q_{22})$ by simulations. The main problem with this approach is that for an acceptable accuracy one needs a large number of simulations, which produces a heavy computational burden. Andrews, Moreira and Stock (2007) suggested implementing the CLR test by computing the conditional p-value of the test. Let us define a p-value function $p(m; q_{22})$ by the following conditional expectation:

$$p(m; q_{22}) = P\{LR > m | Q_{22} = q_{22}\}.$$

Then the CLR test accepts the hypothesis $H_0 : \beta = \beta_0$ at α significance level if

$$p(LR(\beta_0); Q_{22}(\beta_0)) > \alpha.$$

Andrews, Moreira and Stock (2007) wrote the function $p(m; q_{22})$ as an integral of an analytic function and suggested a numerical way of computing it. Their procedure achieves high accuracy and takes almost no time.

Let $M(\beta_0) = \text{maxeval}(Q(\beta_0))$ be the maximal eigenvalue of the matrix $Q(\beta_0)$, then

$$M = \frac{1}{2} \left(Q_{11} + Q_{22} + \sqrt{(Q_{11} + Q_{22})^2 - 4(Q_{11}Q_{22} - Q_{12}^2)} \right).$$

As a result, the LR statistic can be written as

$$LR(\beta_0) = M(\zeta, \beta_0) - Q_{22}(\zeta, \beta_0).$$

Recall that $Q(\zeta, \beta_0) = J'A(\zeta)J$. Since $J'J = I_2$, $M = \text{maxeval}(Q(\zeta, \beta_0)) = \text{maxeval}(A(\zeta))$ does not depend on the null value β_0 . That is, $LR(\beta_0) = M(\zeta) - Q_{22}(\zeta, \beta_0)$.

The confidence set based on the CLR test is a set

$$\begin{aligned} C_\alpha^{CLR}(\zeta) &= \{\beta_0 : M(\zeta) - Q_{22}(\zeta, \beta_0) < m_\alpha(Q_{22}(\zeta, \beta_0))\} = \\ &= \{\beta_0 : M(\zeta) < Q_{22}(\zeta, \beta_0) + m_\alpha(Q_{22}(\zeta, \beta_0))\}, \end{aligned}$$

where $m_\alpha(q_{22})$ is the critical value function for the CLR test.

Lemma 3 For any $\alpha \in (0, 1)$, the function $f(q_{22}) = q_{22} + m_\alpha(q_{22})$ is strictly increasing. There exists a strictly increasing inverse function f^{-1} .

It follows from Lemma 3 that the CLR confidence set is

$$C_\alpha^{CLR}(\zeta) = \{\beta_0 : Q_{22}(\zeta, \beta_0) > C(\zeta)\},$$

where $C(\zeta) = f^{-1}(M)$ depends on the data only, but not on the null value β_0 . Since

$$Q_{22}(\zeta, \beta_0) = \frac{a'_0 \Omega^{-1/2} A(\zeta) \Omega^{-1/2} a_0}{a'_0 \Omega^{-1} a_0},$$

the problem of finding the CLR confidence set can be reduced to solving an ordinary quadratic inequality:

$$a'_0 (\Omega^{-1/2} A(\zeta) \Omega^{-1/2} - C \Omega^{-1}) a_0 > 0.$$

Theorem 1 Assume that we have model (1) and (2) written in linear coordinates. Then the CLR confidence region $C_\alpha^{CLR}(\zeta)$ can have one of three possible forms:

- 1) a finite interval $C_\alpha^{CLR}(\zeta) = (x_1, x_2)$;
- 2) a union of two infinite intervals $C_\alpha^{CLR}(\zeta) = (-\infty, x_1) \cup (x_2, +\infty)$;
- 3) the whole line $C_\alpha^{CLR}(\zeta) = (-\infty, +\infty)$.

The form of the interval might seem to be a little bit strange. However, one should keep in mind that the interval with correct coverage under the weak instrument assumptions should be infinite with positive probability. For a model written in spherical coordinates one has:

$$C_\alpha^{CLR}(\zeta) = \{\phi_0 : \phi'_0 (A(\zeta) - C) \phi_0 > 0\}.$$

The second case described in the theorem corresponds to the arc containing point

$$\phi = \frac{\Omega^{-1/2} e_2}{\sqrt{e'_2 \Omega^{-1} e_2}}, \text{ where } e_2 = (0, 1)'.$$

More on technical implementation. I suggest a numerically simple way of finding the inverse function of f . Let $C = f^{-1}(M)$, that is, $m_\alpha(C) + C = M$, or $m_\alpha(C) = M - C$. It is easy to see that finding C for any given M is equivalent to solving an equation $p(M - C; C) = \alpha$, where $p(m; q_{22})$ is the CLR p-value function suggested by Andrews, Moreira and Stock (2007). We now have:

Lemma 4 *For any fixed $M > 0$ the function $l(C) = p(M - C; C)$ is monotonic in C for $0 < C < M$.*

Since $l(C)$ is monotonic, and C belongs to an interval $[0, M]$, I can find C such that $l(C) = \alpha$ by binary search algorithm. Given that the calculation of $p(m; q_{22})$ is fast, finding C with any reasonable accuracy will be fast as well.

Mikusheva and Poi (2006) describe a Stata software program implementing the suggested procedure.

4.2 AR confidence set.

The results of this subsection are not new; I summarize them for the sake of completeness. The idea of inverting the AR test goes back to Anderson and Rubin (1949). A similar argument is also used in Dufour and Taamouti (2005)

According to definition, the AR confidence set is a set $C_\alpha^{AR}(\zeta) = \{\beta_0 : Q_{11}(\zeta, \beta_0) < k\chi_{\alpha, k}^2\}$, that could be found by solving a quadratic inequality.

Lemma 5 *Assume that we have model (1) and (2). Then the AR confidence region $C_\alpha^{AR}(\zeta)$ can have one of four possible forms:*

- 1) a finite interval $C_\alpha^{AR}(\zeta) = (x_1, x_2)$;
- 2) a union of two infinite intervals $C_\alpha^{AR}(\zeta) = (-\infty, x_1) \cup (x_2, +\infty)$;
- 3) the whole line $C_\alpha^{AR}(\zeta) = (-\infty, +\infty)$;
- 4) an empty set $C_\alpha^{AR}(\zeta) = \emptyset$.

4.3 The LM confidence set.

Inverting the LM test is easier than inverting the CLR test because the LM statistic is a relatively simple function of β_0 and critical values are fixed. Finding the LM region is equivalent to solving an inequality of the fourth power, which always has a solution in radicals due to Cardano's formula. Solving an arbitrary polynomial inequality of the fourth order can be cumbersome. I rewrite the LM statistic in a way allowing to solve two quadratic inequalities instead. The new formula also reveals new peculiarities of the LM test.

Let $N = \text{mineval}(Q)$ be the minimal eigenvalue of the matrix Q . The value of N depends on the data only, but not on the null value tested. As shown before

$$\frac{1}{2} \left(Q_{11} - Q_{22} + \sqrt{(Q_{11} + Q_{22})^2 - 4(Q_{11}Q_{22} - Q_{12}^2)} \right) = M - Q_{22}. \quad (6)$$

Similarly,

$$\frac{1}{2} \left(Q_{11} - Q_{22} - \sqrt{(Q_{11} + Q_{22})^2 - 4(Q_{11}Q_{22} - Q_{12}^2)} \right) = N - Q_{22}. \quad (7)$$

By multiplying (6) and (7) I obtain:

$$Q_{12}^2(\beta_0) = -(M - Q_{22}(\beta_0))(N - Q_{22}(\beta_0)).$$

As a result, the LM statistic has the following form:

$$LM(\beta_0) = -\frac{(M - Q_{22}(\beta_0))(N - Q_{22}(\beta_0))}{Q_{22}(\beta_0)}.$$

The LM confidence region is a set

$$C_{\alpha}^{LM}(\zeta) = \left\{ \beta_0 : -\frac{(M(\zeta) - Q_{22}(\zeta, \beta_0))(N(\zeta) - Q_{22}(\zeta, \beta_0))}{Q_{22}(\zeta, \beta_0)} < \chi_{1,\alpha}^2 \right\}.$$

Obtaining the LM confidence set can be done in two steps. As the first step, one solves for the values of $Q_{22}(\zeta, \beta_0)$ satisfying the inequality above, which is an ordinary quadratic inequality with respect to Q_{22} . Then, one finds the LM confidence set for β_0 by solving inequalities of the form $\{\beta_0 : Q_{22}(\zeta, \beta_0) < s_1\} \cup \{\beta_0 : Q_{22}(\zeta, \beta_0) > s_2\}$.

Theorem 2 *Assume that we have model (1) and (2) with $k > 1$. Then the LM confidence region $C_{\alpha}^{LM}(\zeta)$ can have one of three possible forms:*

1) *a union of two finite intervals $C_{\alpha}^{LM}(\zeta) = (x_1, x_2) \cup (x_3, x_4)$;*

2) *a union of two infinite intervals and one finite interval*

$$C_{\alpha}^{LM}(\zeta) = (-\infty, x_1) \cup (x_2, x_3) \cup (x_4, +\infty);$$

3) *the whole line $C_{\alpha}^{LM}(\zeta) = (-\infty, +\infty)$.*

The LM confidence sets for β in general correspond to two arcs on the circle in spherical coordinates. Case 2) takes place when one of the arcs covers the point

$$\phi = \frac{\Omega^{-1/2}e_2}{\sqrt{e_2'\Omega^{-1}e_2}}.$$

4.4 Comparison of the CLR, AR and LM confidence sets.

There are several observations one can make based on the descriptions of the CLR, AR, and LM confidence sets.

First, all three confidence sets can be infinite, and even equal to the whole line. A good confidence set is supposed to correctly describe the measure of uncertainty about the parameter contained in the data. Infinite confidence sets appear mainly when instruments are weak. In these cases we have little or no information about the parameter of interest, which is correctly pointed out by confidence sets. The confidence sets might be infinite but not equal to the whole line (two rays - for AR and the CLR, or an interval and two rays for the LM). One should interpret them as cases with a very limited information where, nevertheless, one can reject some values of the parameter.

Second, the LM confidence set has a more complicated structure than the AR and CLR sets. In general, the LM set corresponds to two arcs on the unit circle, whereas the AR and CLR correspond to one arc. This makes the LM sets more difficult to explain in practice. See more on this point in the next subsection.

My third observation is that the AR confidence set is empty with non-zero probability. This is due to the fact that the AR test rejects the null not only when β_0 seems to be different from the true value of the parameter, but also when the exclusion restrictions for the IV model seem to be unreliable. The case when the AR confidence set is empty means that the data rejects the model. It is not a problem from a theoretical point of view since false rejections happen in less than 5% of cases (significance level). However, receiving an empty confidence set can be quite confusing for empirical researchers.

Fourth, there is no strict order among the length of intervals valid in all realizations. Despite the fact that the CLR test possesses better power properties than the AR test, one cannot claim that an interval produced by the CLR test is always shorter than one produced by the AR test. More than that, it is possible that AR set is empty while the CLR set is the whole line. It could happen, if $N > \chi_{k,\alpha}^2$,

and the difference between two eigenvalues of the matrix Q is small, in particular, if $f^{-1}(M) < N$.

4.5 Point estimates.

Dufour et al. (2005) suggested using as an estimator the value of β_0 which maximizes the p-value. Analogously, one can try to find a value of β_0 maximizing the p-value of the AR and LM tests and the conditional p-value of the CLR test. The suggested estimates are the limit of corresponding confidence sets when the confidence level decreases. A part of the following lemma was known; in particular, Moreira (2002, 2003) noted that the LIML always belongs to the LM and CLR confidence sets, and the LM statistics has two zeros.

Lemma 6 *Assume that we have model (1) and (2) with iid error terms $(u_i, v_{2,i})$ that are normally distributed with zero mean and non-singular covariance matrix. Let $\widehat{\beta}_{LIML}$ be the Limited Information Likelihood Maximum (LIML) estimator of β . Let us also introduce a statistic $\widetilde{\beta}$, such that $\widetilde{\beta} = \arg \min_{\beta_0} Q_{22}(\zeta, \beta_0)$. Then*

1) $\widehat{\beta}_{LIML}$ is the maximizer of both the p-value for AR test and the conditional p-value for the CLR test. Maximum of the p-value for the LM test is achieved at two points $\widehat{\beta}_{LIML}$ and $\widetilde{\beta}$:

$$\begin{aligned} \widehat{\beta}_{LIML} &= \arg \max_{\beta_0} P\{\chi_k^2 > AR(\zeta, \beta_0)\} = \arg \max_{\beta_0} p(LR(\zeta, \beta_0); Q_{22}(\zeta, \beta_0)); \\ \{\widehat{\beta}_{LIML}, \widetilde{\beta}\} &= \arg \max_{\beta_0} P\{\chi_1^2 > LM(\zeta, \beta_0)\}. \end{aligned}$$

2) $\widetilde{\beta}$ is the minimizer of both the p-value for AR test and the conditional p-value for the CLR test

$$\widetilde{\beta} = \arg \min_{\beta_0} P\{\chi_k^2 > \frac{Q_{11}(\zeta, \beta_0)}{k}\} = \arg \min_{\beta_0} p(LR(\zeta, \beta_0); Q_{22}(\zeta, \beta_0));$$

The p-value of the LM test reaches maximum at two points: at the LIML and $\widetilde{\beta}$. It is interesting to notice, that $\widetilde{\beta}$ is the point where the conditional p-value of the CLR test achieves its minimum! As a result, $\widetilde{\beta}$ can hardly be considered as an appropriate point estimate. The non-desirable point $\widetilde{\beta}$ and its small neighborhood always belong

to the LM confidence set (remember, that the LM set corresponds to two arcs in a circular model). This observation can be treated as an argument against using the LM test in practice.

5 Simulations.

According to Andrews, Moreira and Stock (2006), the CLR test is nearly optimal in the class of two-sided similar tests that are invariant to orthogonal transformations. It has higher power than the AR and LM tests for a wide range of parameters. A more powerful test tends to produce a shorter confidence set. As I showed in Section 3, the CLR confidence set has nearly shortest expected arc length among similar symmetric O_k -invariant confidence sets. In this section I assess the magnitude of the differences among the expected arc length of the three confidence sets. I also compare lengths of different confidence sets in linear coordinates.

I start with comparing the expected arc length of the CLR, AR and LM confidence sets. As it was shown in Section 3, all three confidence sets are $O_2 \times O_k$ -invariant. As a result, their expected lengths depend only on the number of instruments k and a parameter ρ , which characterizes the strength of instruments. I compute the expected length using simulations for $k = 2, 3, 5, 10$ and for ρ ranging from 0.5 to 10 with a step 0.5. All results are based on 1000 simulations. The results of these simulations are given in Figure 1. The expected arc length of the CLR set is always smaller than that of the AR confidence set, as follows from Section 3. The difference between the expected arc lengths of the CLR and AR confidence sets, however, is relatively small. Both sets significantly outperform the LM confidence set when the number of instruments is big.

[Figure 1 goes here.]

Although the CLR has the nearly shortest arc length, few practitioners value this property; instead, most prefer to have a short confidence set in linear coordinates. That is why I compare the linear length of confidence sets. One of the problems,

though, is that valid confidence sets are infinite with a positive probability, and as a result, the expected length is infinite. I do two types of experiments: 1) I simulate the *distribution* of confidence set length for different tests in a linear model; 2) I find the average linear length of sets *over a fixed bounded interval*; that is, the expected length of the intersection of a confidence set with a fixed interval.

I check whether the distributions of the length of the AR and LM confidence sets first order stochastically dominate the distribution of the CLR confidence set. By applying a linear transformation to model (1) and (2) one can always assume that the true value of β equals zero and $\Omega = \begin{pmatrix} 1 & r \\ r & 1 \end{pmatrix}$. The distributions of lengths of the CLR, AR and LM confidence sets depend on the number of instruments k , the strength of instruments $\lambda (= \frac{1}{k}\pi'Z'Z\pi)$ and the correlation between errors r .

As a base case I use the same setup ($k = 5$, $\lambda = 8$, $r = 0$) as in Andrews, Moreira and Stock (2006). I also compute the results for $k = 2, 3, 5, 10$; $\lambda = 1, 2, 4, 8$; $r = 0, 0.2, 0.5, 0.95$. Coverage probability for all sets is 95%. Representative results are reported in Figure 2 and Table 1.

[Figure 2 goes here.]

[Table 1 goes here.]

Several conclusions can be made. First, the distribution of length of the LM confidence set first order dominates the one of the CLR confidence set. This result is robust over the range of parameters I checked. It shows the relative inaccuracy of the LM confidence set. Based on the simulation results, I recommend not using the LM confidence set in practice.

Second, one cannot say that the distribution of the length of the AR confidence set first order dominates that of the CLR confidence set. The reverse order does not hold either. The lack of ordering can be partially explained by the fact that the distribution of the length of the AR confidence set has a mass point at zero due to “false” rejection of the model. Furthermore, the cdfs for the length of the AR and the CLR sets cross. Crossing of the cdfs occurs before the cdfs reach the 10% level.

Another way to compare the length of different confidence sets is to compute the expected length of intersection of confidence sets with a fixed finite interval. It corresponds to a situation when a practitioner can restrict the parameter space to be a fixed finite interval. The expected length would depend on k, ρ, β_0 and the interval. I performed simulations for $\beta_0 = 0$ and symmetric intervals $[-1,1]$, $[-3,3]$, $[-5,5]$, $[-10,10]$, $[-100,100]$ and $[-500,500]$. The results are in Figure 3. As the interval length becomes bigger (a researcher puts weaker restrictions on the parameter space) the expected lengths of the CLR and AR sets become closer to each other. For large intervals the LM set performs poorly. When a practitioner has really good prior information and can restrict the parameter space to a small interval, the CLR performs better than the two other sets.

[Figure 3 goes here.]

To summarize, in many setups the CLR confidence set looks more attractive in terms of the length. The LM confidence set possesses some unfavorable properties (such as always including $\tilde{\beta}$) and tends to be longer. I would not recommend using the LM confidence sets in practice.

6 Asymptotic validity

In previous sections I assumed that the reduced form errors $[v_1, v_2]$ are i.i.d. normal with zero mean and known covariance matrix Ω . Then the CLR, AR and LM testing procedures and confidence sets are exact; that is

$$\inf_{\beta_0, \pi} P_{\beta_0, \pi} \{ \text{hypothesis } H_0 : \beta = \beta_0 \text{ is accepted} \} = 1 - \alpha,$$

when any of the three tests is used.

The assumption of normality can be taken away and the matrix Ω (if unknown) can be replaced with an estimator of Ω at a cost of obtaining asymptotically valid rather than exactly valid tests and confidence sets. Andrews, Moreira, and Stock (2006) showed that the tests have asymptotically correct coverage under weak instrument asymptotics and strong instrument asymptotics. A weak instrument asymptotic

statement has the following form:

$$\lim_{n \rightarrow \infty} \inf_{\beta_0} P_{\beta_0, \pi=C/n^{1/2}} \{ \text{hypothesis } H_0 : \beta = \beta_0 \text{ is accepted} \} = 1 - \alpha,$$

for all non-stochastic C . A strong instrument asymptotic statement is:

$$\lim_{n \rightarrow \infty} \inf_{\beta_0} P_{\beta_0, \pi} \{ \text{hypothesis } H_0 : \beta = \beta_0 \text{ is accepted} \} = 1 - \alpha,$$

for all values of π .

I should note that the asymptotic behaviors characterized by these two asymptotic approaches are extremely different. The two statements above, however, do not guarantee the asymptotic validity of a test or a confidence set. Here by an asymptotically valid test I mean a test having asymptotically correct size *uniformly* over all values of π :

$$\lim_{n \rightarrow \infty} \inf_{\beta_0, \pi} P_{\beta_0, \pi} \{ \text{hypothesis } H_0 : \beta = \beta_0 \text{ is accepted} \} = 1 - \alpha.$$

Some suggestions on how to prove asymptotic validity were stated by Moreira(2003). I use an approach different from the one suggested by Moreira (2003). I prove asymptotic validity of the CLR test (confidence set) by using a strong approximation principle. The idea of the proof is to put some sample statistics with normal errors and with non-normal errors on a common probability space in such a way that they are almost surely close to each other.

I impose the following assumptions: 1) $\frac{1}{\sqrt{n}} \text{vec}(Z'v) \rightarrow^d N(0, \Phi)$; 2) $\frac{1}{n} Z'Z \rightarrow^p D$; 3) $E(V_i'V_i|Z) = \Omega$; 4) $\Phi = \Omega \otimes D$. The assumptions are analogous to those used by Andrews, Moreira, and Stock (2006).

I use the Representation Theorem from Pollard (1984, chapter IV.3):

Lemma 7 *Let $\{P_n\}$ be a sequence of probability measures on a metric space weakly converging to a probability measure P . Let P concentrate on a separable set of completely regular points. Then there exist random elements X_n and X , where $P_n = \mathcal{L}(X_n)$, and $P = \mathcal{L}(X)$, such that $X_n \rightarrow X$ almost surely.*

6.1 Ω is known.

For a moment let me assume that Ω is known. Let me consider the following statistics, properties of which are discussed in Moreira (2003):

$$S = (Z'Z)^{-1/2}Z'Yb_0(b_0'\Omega b_0)^{-1/2};$$

$$T = (Z'Z)^{-1/2}Z'Y\Omega^{-1}a_0(a_0'\Omega^{-1}a_0)^{-1/2},$$

where $b_0 = (1, -\beta_0)'$, $a_0 = (\beta_0, 1)'$, $Y = [y_1 : y_2]$. The CLR test can be performed by calculating the LR statistic

$$LR(S, T) = \frac{1}{2} \left(S'S - T'T + \sqrt{(S'S + T'T)^2 - 4(S'ST'T - (S'T)^2)} \right),$$

and comparing the conditional p-value function $P(S, T)$ with α :

$$P(S, T) = p(m = LR(S, T); q_{22} = T'T).$$

I will track the dependence of the statistics on π explicitly. Under the null one has:

$$S(\pi) = (Z'Z)^{-1/2}Z'vb_0(b_0'\Omega b_0)^{-1/2} = S;$$

$$T(\pi) = (Z'Z)^{1/2}\pi(a_0'\Omega^{-1}a_0)^{1/2} + (Z'Z)^{-1/2}Z'v\Omega^{-1}a_0(a_0'\Omega^{-1}a_0)^{-1/2}.$$

According to the Representation Theorem, there exist random variables on a common probability space such that $(Z'Z)^{-1/2}Z'v \rightarrow \xi = [\xi_1 : \xi_2]$ *a.s.*, where $vec(\xi) \sim N(0, \Omega \otimes I_k)$. Let me define a pair of variables

$$(S^*(\pi), T^*(\pi)) = (\xi b_0(b_0'\Omega b_0)^{-1/2}, (Z'Z)^{1/2}\pi(a_0'\Omega^{-1}a_0)^{1/2} + \xi\Omega^{-1}a_0(a_0'\Omega^{-1}a_0)^{-1/2}).$$

Then

$$\begin{aligned} \sup_{\pi} (|S^*(\pi) - S(\pi)| + |T^*(\pi) - T(\pi)|) &= |((Z'Z)^{-1/2}Z'v - \xi)b_0(b_0'\Omega b_0)^{-1/2}| + \\ &+ |((Z'Z)^{-1/2}Z'v - \xi)\Omega^{-1}a_0(a_0'\Omega^{-1}a_0)^{-1/2}| \rightarrow 0 \quad a.s. \end{aligned} \quad (8)$$

Let $\varepsilon = [\varepsilon_1 : \varepsilon_2]$ be $2 \times n$ normal random variables. Assume that they are i.i.d. across rows with each row having a bivariate normal distribution with mean zero and covariance matrix Ω . Let me define statistics in a model with normal errors:

$$S^N(\pi) = (Z'Z)^{-1/2}Z'\varepsilon b_0(b_0'\Omega b_0)^{-1/2};$$

$$T^N(\pi) = (Z'Z)^{1/2}\pi(a_0'\Omega^{-1}a_0)^{1/2} + (Z'Z)^{-1/2}Z'\varepsilon\Omega^{-1}a_0(a_0'\Omega^{-1}a_0)^{-1/2}.$$

Then the pair of variables $(S^N(\pi), T^N(\pi))$ is distributionally equivalent to the pair $(S^*(\pi), T^*(\pi))$. Since the CLR test is exact under normality assumptions:

$$P\{P(S^N(\pi), T^N(\pi)) > \alpha\} = 1 - \alpha \text{ for all } \pi,$$

the analogous statement for $(S^*(\pi), T^*(\pi))$ is true:

$$P\{P(S^*(\pi), T^*(\pi)) > \alpha\} = 1 - \alpha \text{ for all } \pi. \quad (9)$$

Now I note that the conditional p-value function is a Lipschitz function with respect to S and T .

Lemma 8 *The function $P(S, T)$ is Lipschitz with respect to S and T . In particular, there exists a constant C such that for all (S, T) and (\tilde{S}, \tilde{T})*

$$|P(S, T) - P(\tilde{S}, \tilde{T})| \leq C (\|T - \tilde{T}\| + \|S - \tilde{S}\|).$$

Combining together equations (8), (9) and Lemma 8, I end up with the following theorem about the asymptotic validity of the CLR confidence set:

Theorem 3 *If assumptions 1)-4) are satisfied then the CLR test is asymptotically valid:*

$$\lim_{n \rightarrow \infty} \inf_{\pi} P_{\pi} \{P(S(\pi), T(\pi)) > \alpha\} = 1 - \alpha.$$

6.2 Ω is unknown.

I showed how to construct a strong approximation when the covariance matrix of reduced form errors Ω is known. When Ω is unknown, one can substitute for it with an estimate $\Omega_n = (n - k - p)^{-1}\widehat{V}'\widehat{V}$, where $\widehat{V} = Y - P_Z Y - P_X Y$. Andrews, Moreira, and Stock (2006) show that $\widehat{\Omega}_n$ is a consistent estimate of Ω , and the convergence holds uniformly with respect to π . The feasible versions of the statistics are:

$$S(\pi) = (Z'Z)^{-1/2}Z'Yb_0(b_0'\widehat{\Omega}b_0)^{-1/2} = (Z'Z)^{-1/2}Z'Vb_0(b_0'\widehat{\Omega}b_0)^{-1/2},$$

and

$$\begin{aligned} T(\pi) &= (Z'Z)^{-1/2} Z'Y \widehat{\Omega}^{-1} a_0 (a_0' \widehat{\Omega}^{-1} a_0)^{-1/2} \\ &= (Z'Z)^{1/2} \pi (a_0' \widehat{\Omega}^{-1} a_0)^{1/2} + (Z'Z)^{-1/2} Z'v \widehat{\Omega}^{-1} a_0 (a_0' \widehat{\Omega}^{-1} a_0)^{-1/2}. \end{aligned}$$

Let $(S^*(\pi), T^*(\pi))$ be defined as before. Then

$$\sup_{\pi} (|S^*(\pi) - \delta S(\pi)| + |T^*(\pi) - \delta T(\pi)|) \rightarrow 0 \quad a.s.,$$

where $\delta = \sqrt{\frac{a_0' \widehat{\Omega}^{-1} a_0}{a_0' \widehat{\Omega}^{-1} a_0}}$. One can note that $\delta \rightarrow 1$ a.s., and the convergence holds uniformly with respect to π . From the Lipschitz property I have:

$$\sup_{\pi} |P(S^*(\pi), T^*(\pi)) - P(\delta S(\pi), \delta T(\pi))| \rightarrow 0 \quad a.s.,$$

which implies

$$\sup_{\pi} |p(S^*(\pi), T^*(\pi)) - p(S(\pi), T(\pi))| \rightarrow 0 \quad a.s.$$

I conclude that the CLR test is asymptotically correct.

APPENDIX: Proofs

Proof of Lemma 1. For every symmetric O_k -invariant similar test $\tilde{\varphi}$, its power at points (ϕ^*, ρ^*) and (ϕ_2^*, ρ^*) is the same (since power is an invariant risk function):

$$E_{\phi_2^*, \rho^*} \tilde{\varphi}(|Q(\zeta, \phi_0)|) = E_{\phi_2^*, \rho^*} \tilde{\varphi}(|Q(\zeta, \phi_0)|) \leq K(\phi_0; \phi^*, \rho^*).$$

For a similar symmetric O_k -invariant set $C(\zeta)$, $C(\zeta) = \{\phi_0 : f(\phi_0, |Q(\zeta, \phi_0)|) \geq 0\}$.

As a result,

$$\begin{aligned} E_{\phi, \rho}(\text{arc length } C(\zeta)) &= E_{\phi, \rho} \int_0^{Pi} I\{f(\phi_0, |Q(\zeta, \phi_0)|) \geq 0\} d\phi_0 = \\ &= \int_0^{Pi} E_{\phi, \rho} (1 - \tilde{\varphi}(\phi_0, |Q(\zeta, \phi_0)|)) d\phi_0 \geq \int_0^{Pi} (1 - K(\phi_0; \phi, \rho)) d\phi_0. \end{aligned}$$

For the test φ we have

$$\begin{aligned} E_{\phi, \rho}(\text{arc length } C_{\varphi}(\zeta)) &= \int_0^{Pi} E_{\phi, \rho} (1 - \varphi(\phi_0, |Q(\zeta, \phi_0)|)) d\phi_0 \leq \\ &\leq \int_0^{Pi} (1 - K(\phi_0; \phi, \rho) + \varepsilon) d\phi_0. \end{aligned}$$

Proof of Lemma 2. Any O_k - invariant confidence set can be written as $C(\zeta) = \{\phi_0 : f(\phi_0, Q(\zeta, \phi_0)) \geq 0\}$. The statement of the lemma follows from two facts: 1) $Q(G_F(\zeta), F\phi_0) = Q(\zeta, \phi_0)$ for all orthogonal 2×2 matrices F ; 2) for any $\phi_0, \phi \in S_+^1$ there exists an orthogonal 2×2 matrix F such that $\phi_0 = F\phi$.

Proof of Lemma 3. From Andrews, Moreira and Stock (2007) it is known that

$$\begin{aligned} p(m; q_{22}) &= 1 - 2 \int_0^1 P \left\{ \chi_k^2 < \frac{q_{22} + m}{1 + q_{22}s_2^2/m} \right\} K_4(1 - s_2^2)^{(k-3)/2} ds_2 = \\ &= 1 - \int_0^1 F_{\chi_k^2} \left(\frac{q_{22} + m}{1 + q_{22}s_2^2/m} \right) g(s_2) ds_2, \end{aligned}$$

where $F_{\chi_k^2}(x) = P\{\chi_k^2 < x\}$, $g(x) = 2K_4(1 - x^2)^{(k-3)/2}$.

Let $f_{\chi_k^2}(x)$ be a derivative of $F_{\chi_k^2}(x)$. Let us also denote $h(m; q_{22}) = \frac{q_{22} + m}{1 + q_{22}s_2^2/m} = m \frac{q_{22} + m}{m + q_{22}s_2^2}$; then the implicit function theorem implies that:

$$\begin{aligned} \frac{dm(q_{22})}{dq_{22}} &= - \frac{\partial p(m; q_{22})}{\partial q_{22}} / \frac{\partial p(m; q_{22})}{\partial m} = - \frac{\int_0^1 f_{\chi_k^2}(h(m; q_{22})) g(s_2) \frac{\partial h(m; q_{22})}{\partial q_{22}} ds_2}{\int_0^1 f_{\chi_k^2}(h(m; q_{22})) g(s_2) \frac{\partial h(m; q_{22})}{\partial m} ds_2}, \\ \frac{d(m(q_{22}) + q_{22})}{dq_{22}} &= \frac{\int_0^1 f_{\chi_k^2}(h(m; q_{22})) g(s_2) \left(-\frac{\partial h(m; q_{22})}{\partial q_{22}} + \frac{\partial h(m; q_{22})}{\partial m} \right) ds_2}{\int_0^1 f_{\chi_k^2}(h(m; q_{22})) g(s_2) \frac{\partial h(m; q_{22})}{\partial m} ds_2}. \end{aligned}$$

Now, we notice that

$$\begin{aligned} \frac{\partial h(m; q_{22})}{\partial q_{22}} &= m \frac{(m + q_{22}s_2^2) - s_2^2(m + q_{22})}{(m + q_{22}s_2^2)^2} = \frac{m^2(1 - s_2^2)}{(m + q_{22}s_2^2)^2}, \\ \frac{\partial h(m; q_{22})}{\partial m} &= \frac{(2m + q_{22})(m + q_{22}s_2^2) - m(q_{22} + m)}{(m + q_{22}s_2^2)^2} = \frac{m^2 + 2q_{22}ms_2^2 + q_{22}^2s_2^2}{(m + q_{22}s_2^2)^2}, \\ -\frac{\partial h(m; q_{22})}{\partial q_{22}} + \frac{\partial h(m; q_{22})}{\partial m} &= \frac{m^2 + 2q_{22}ms_2^2 + q_{22}^2s_2^2 - m^2(1 - s_2^2)}{(m + q_{22}s_2^2)^2} = \frac{m^2s_2^2 + 2q_{22}ms_2^2 + q_{22}^2s_2^2}{(m + q_{22}s_2^2)^2}. \end{aligned}$$

So we have that $\frac{\partial h(m; q_{22})}{\partial m} > 0$ and $-\frac{\partial h(m; q_{22})}{\partial q_{22}} + \frac{\partial h(m; q_{22})}{\partial m} > 0$. Since $f_{\chi_k^2}(h(m; q_{22})) g(s_2)$ is also always positive, it follows that $f'(q_{22}) > 0$.

Proof of Theorem 1. We know that the confidence set is a set of values β_0 such that the vector $a_0 = (\beta_0, 1)'$ satisfies the following inequality:

$$a_0' (\Omega^{-1/2} A(\zeta) \Omega^{-1/2} - C \Omega^{-1}) a_0 > 0.$$

Let

$$\mathcal{A} = \Omega^{-1/2} A(\zeta) \Omega^{-1/2} - C \Omega^{-1} = (\alpha_{i,j}), \quad D = -4 \det(\mathcal{A}).$$

Let $x_{1,2} = \frac{-2\alpha_{12} \pm \sqrt{D}}{2\alpha_{11}}$. There are 4 different cases depending on the signs of D and α_{11} :

1. If $\alpha_{11} < 0$ and $D < 0$ the confidence set is empty.
2. If $\alpha_{11} < 0$ and $D > 0$ then the confidence set is an interval $[x_1, x_2]$.
3. If $\alpha_{11} > 0$ and $D < 0$ then the confidence set is the whole line $(-\infty, \infty)$.
4. If $\alpha_{11} > 0$ and $D > 0$ then the confidence set is a union of two intervals $(-\infty, x_2]$ and $[x_1, \infty)$.

Moreira (2002) stated that a CLR interval always contains the LIML point estimate, and as a result, is never empty. All other cases 2-4 could be observed in practice.

Proof of Lemma 4.

$$\begin{aligned} l'(C) &= \left(\frac{\partial p(m; q_{22})}{\partial q_{22}} - \frac{\partial p(m; q_{22})}{\partial m} \right) \Big|_{m=M-C, q_{22}=C} = \\ &= \left(\int_0^1 f_{\chi_k^2}(h(m; q_{22})) g(s_2) \left(-\frac{\partial h(m; q_{22})}{\partial q_{22}} + \frac{\partial h(m; q_{22})}{\partial m} \right) ds_2 \right) \Big|_{m=M-C, q_{22}=C}. \end{aligned}$$

We already proved that the last expression is always positive.

Proof of Lemma 5. Let us denote

$$\Gamma = Y'Z(Z'Z)^{-1}Z'Y - k\chi_{k,\alpha}\Omega = (\gamma_{i,j}).$$

The value of β_0 belongs to the confidence set if and only if $b_0 = (1, -\beta_0)'$ satisfies an inequality $b_0'\Gamma b_0 < 0$. Let $D_2 = \det(\Gamma)$. Let $x_{1,2} = \frac{b_{12} \mp \sqrt{D_2}}{b_{22}}$. There are 4 cases:

1. If $\gamma_{22} > 0$ and $D_2 < 0$ then the confidence set is empty.
2. If $\gamma_{22} > 0$ and $D_2 > 0$ then the confidence set is an interval $[x_1, x_2]$.
3. If $\gamma_{22} < 0$ and $D_2 < 0$ then the confidence set is the full line.
4. If $\gamma_{22} < 0$ and $D_2 > 0$ then the confidence set is a union of two intervals $(-\infty, x_2] \cup [x_1, \infty)$.

Proof of Theorem 2. As the first step we solve for the values of $Q_{22}(\beta_0)$ satisfying the inequality

$$-\frac{(M - Q_{22}(\beta_0))(N - Q_{22}(\beta_0))}{Q_{22}(\beta_0)} < \chi_{1,\alpha}^2.$$

We have an ordinary quadratic inequality with respect to Q_{22} . If $D_1 = (M + N - \chi_{1,\alpha}^2)^2 - 4MN \leq 0$, then there are no restrictions placed on Q_{22} , and the confidence region for β is the whole line $(-\infty, \infty)$.

If $D_1 = (M + N - \chi_{1,\alpha}^2)^2 - 4MN > 0$, then $Q_T \in [N, M] \setminus (s_1, s_2)$, where $s_{1,2} = \frac{M+N-\chi_{1,\alpha}^2 \mp \sqrt{D_1}}{2}$.

As the second step we solve for the confidence set of β_0 . The confidence set is a union of two non-intersecting confidence sets: $\{\beta_0 : Q_T(\beta_0) < s_1\} \cup \{\beta_0 : Q_T(\beta_0) > s_2\}$.

Let us denote

$$\mathcal{A}_1 = \Omega^{-1/2}A(\zeta)\Omega^{-1/2} - s_1\Omega^{-1} = (\alpha_{i,j}^1),$$

$$\mathcal{A}_2 = \Omega^{-1/2}A(\zeta)\Omega^{-1/2} - s_2\Omega^{-1} = (\alpha_{i,j}^2).$$

The confidence set contains β_0 if and only if $a'_0\mathcal{A}_1a_0 < 0$ or $a'_0\mathcal{A}_2a_0 > 0$. Since $s_1, s_2 \in (N, M)$, the quadratic equations $a'_0\mathcal{A}_1a_0 = 0$ and $a'_0\mathcal{A}_2a_0 = 0$ have two zeros each. Also note that since $s_1 < s_2$, then $\alpha_{11}^1 > \alpha_{11}^2$. As a result, we have 3 different cases:

1. If $\alpha_{11}^1 > 0$ and $\alpha_{11}^2 > 0$, then the confidence set is a union of two infinite intervals and one finite interval.
2. If $\alpha_{11}^1 > 0$ and $\alpha_{11}^2 < 0$, then the confidence set is a union of two finite intervals.
3. If $\alpha_{11}^1 < 0$ and $\alpha_{11}^2 < 0$, then the confidence set is a union of two infinite intervals and one finite interval.

Proof of Lemma 6. First, we note that according to Lemma 4 we have

$$\operatorname{argmax}_{\beta_0} p(LR(\beta_0); Q_{22}(\beta_0)) = \operatorname{argmax}_{\beta_0} p(M - Q_{22}(\beta_0); Q_{22}(\beta_0)) = \operatorname{argmax}_{\beta_0} Q_{22}(\beta_0).$$

It is easy to see that

$$\operatorname{argmax}_{\beta_0} P\{\chi_k^2 > Q_{11}(\beta_0)\} = \operatorname{argmin}_{\beta_0} Q_{11}(\beta_0).$$

As a second step we prove that

$$(\beta = \operatorname{argmax}_{\beta_0} Q_{22}(\beta_0)) \Leftrightarrow (\beta = \operatorname{argmin}_{\beta_0} Q_{11}(\beta_0))$$

and

$$(\beta = \operatorname{argmin}_{\beta_0} Q_{22}(\beta_0)) \Leftrightarrow (\beta = \operatorname{argmax}_{\beta_0} Q_{11}(\beta_0)).$$

Let $x = \Omega^{1/2}b_0$, $y = \Omega^{-1/2}a_0$. Then $Q_{11}(\beta_0) = \frac{x'A(\zeta)x}{x'x}$, $Q_{22} = \frac{y'A(\zeta)y}{y'y}$, and $x'y = 0$; that is, x and y are orthogonal to each other. Because the matrix $A(\zeta)$ is positively definite, it has two eigenvectors that are orthogonal to each other. If $\beta_0 = \operatorname{argmax}_{\beta_0} Q_{22}(\beta_0)$, then x is the eigenvector of $A(\zeta)$ corresponding to the largest eigenvalue. Then y is the eigenvector of $A(\zeta)$ corresponding to the smallest eigenvalue, and $\beta_0 = \operatorname{argmin}_{\beta_0} Q_{11}(\beta_0)$. The second statement has a similar proof.

Since $\widehat{\beta}_{LIML} = \operatorname{argmax}_{\beta_0} Q_{22}(\beta_0)$, we have that $\widehat{\beta}_{LIML}$ maximizes the p-value of the AR test and the conditional p-value of the CLR. From the definition of $\widetilde{\beta}$, we can see that it minimizes the p-value of the AR test and the conditional p-value of the CLR.

It is easy to notice that the LM statistic takes the value of 0 in two cases when $Q_{22}(\beta_0) = M$ and when $Q_{22}(\beta_0) = N$. But we know that $M = \max_{\beta_0} Q_{22}(\beta_0)$ and $N = \min_{\beta_0} Q_{22}(\beta_0)$, that is,

$$\operatorname{Argmax}_{\beta_0} P\{\chi_1^2 > LM(\beta_0)\} = \{\widehat{\beta}_{LIML}, \widetilde{\beta}\}.$$

Proof of Lemma 8. I check that $\sup_{t,s} \left| \frac{\partial P(s,t)}{\partial s} \right| < \infty$ and $\sup_{t,s} \left| \frac{\partial P(s,t)}{\partial t} \right| < \infty$. Let $h(s_2) = \frac{q_{22}+m}{1+q_{22}s_2^2/m} = m \frac{q_{22}+m}{m+q_{22}s_2^2}$, where $m = LR(S, T)$. Then

$$\frac{\partial p(m(S, T); T'T)}{\partial S} = -2K \int_0^1 f_{\chi_k^2}(h(s_2)) (1 - s_2^2)^{(k-3)/2} \left(\frac{\partial h}{\partial m} \cdot \frac{\partial m}{\partial S} \right) ds_2.$$

Note that $h(s_2) \geq m$ for all s_2 . Also note that

$$m \geq \frac{1}{2} \left(S'S - T'T + (S'S + T'T) - 2\sqrt{(S'ST'T - (S'T)^2)} \right) \geq S'S.$$

The pdf of a χ_k^2 distribution has an exponential decay, and the term $\frac{\partial h}{\partial m} \cdot \frac{\partial m}{\partial S}$ is a polynomial with respect to S and T . As a result, $\left| \frac{\partial P(s,t)}{\partial s} \right| \rightarrow 0$ as $s \rightarrow \infty$, and we can bound it above for $S'S > C_1 = \text{const}$. Let us consider $S'S < C_1$. It is easy to check that $\left| \frac{\partial P(s,t)}{\partial s} \right| \rightarrow \text{const}$ as $t \rightarrow \infty$. So we can choose C_2 such that $\left| \frac{\partial P(s,t)}{\partial s} \right|$ is bounded if $S'S < C_1$ and $T'T > C_2$. Since $\left| \frac{\partial P(s,t)}{\partial s} \right|$ is a continuous function of s and t , it is bounded on the set $S'S < C_1, T'T < C_2$. This proves the first statement. The proof of the second one is totally analogous.

Proof of Theorem 3. From statement (8) and Lemma 8 we have that

$$\sup_{\pi} |P(S^*(\pi), T^*(\pi)) - P(S(\pi), T(\pi))| \rightarrow 0 \quad a.s.$$

Since pairs $(S^*(\pi), T^*(\pi))$ and $(S^N(\pi), T^N(\pi))$ have the same distribution, it follows that:

$$\begin{aligned} & \sup_{\pi} P_{\pi} \{P(S(\pi), T(\pi)) \leq \alpha\} \leq P_{\pi} \{P(S^N(\pi), T^N(\pi)) \leq \alpha + \epsilon\} + \\ & \quad + \sup_{\pi} P_{\pi} \{|P(S^*(\pi), T^*(\pi)) - P(S(\pi), T(\pi))| \leq \epsilon\} \leq \\ & \leq \alpha + \epsilon + P_{\pi} \left\{ \sup_{\pi} |P(S(\pi), T(\pi)) - P(S(\pi), T(\pi))| \leq \epsilon \right\} \rightarrow \alpha + \epsilon \end{aligned}$$

The last line relies on the fact that the method is exact for a model with normal errors.

I thank Yury Baskakov, Gary Chamberlain, Victor Chernozhukov, Jerry Hausman and Whitney Newey for valuable comments. I am grateful to Jim Stock for his initial idea, his support and attention.

REFERENCES

Anderson, T., and H. Rubin, 1949, Estimation of the Parameters of a Single Equation in a Complete System of Stochastic Equations, *Annals of Mathematical Statistics*, 20, 46-63.

Andrews, D.W.K. , M. Moreira and J. Stock, 2006, Optimal Two-Sided Invariant Similar Tests for Instrumental Variables Regression, *Econometrica*, 74(3), 715-752.

Andrews, D.W.K. , M. Moreira and J. Stock, 2007, Performance of Conditional Wald Tests in IV Regression with Weak Instruments, *Journal of Econometrics*, 139(1), 116-132.

Chamberlain, G., 2005, Decision Theory Applied to an Instrumental Variables Model, Working paper, Harvard University.

Dufour, J-M., 1997, Some Impossibility Theorems in Econometrics with Applications to Structural and Dynamic Models, *Econometrica*, 65, 1365-1388.

Dufour, J-M., L. Khalaf and M. Kichian, 2004, Inflation dynamics and the New Keynesian Phillips Curve: an identification robust econometric analysis, Discussion Paper, CIRANO and CIREQ, Universite de Montreal.

Dufour, J-M., and M. Taamouti, 2005, Projection-based Statistical Inference in Linear Structural Models with Possibly Weak Instruments, *Econometrica*, 73, 1351-1365.

Gleser, L., and J. Hwang, 1987, The Non-existence of $100(1 - \alpha)\%$ Confidence Sets of Finite Expected Diameter in Error-in-variables and Related Models, *Annals of Statistics*, 15, 1351-62.

Ghosh, J.K., 1961, On the Relation Among Shortest Confidence Intervals of Different Types, *Calcutta Statistical Association Bulletin*, 147-152.

Hillier, G., 1990, On the Normalization of Structural Equations: Properties of Direction Estimators, *Econometrica*, 58, 1181-1194.

Kleibergen, F., 2002, Pivotal Statistics for testing Structural Parameters in Instrumental Variables Regression, *Econometrica*, 70, 1781-1803.

Lehmann, E., 1986, *Testing Statistical Hypothesis*, 2nd edition, Wiley Series in Probability and Mathematical Statistics.

Mikusheva, A. and B. Poi, 2006, Tests and confidence sets with correct size when instruments are potentially weak, *Stata Journal*, 6(3), 335-47.

Moreira, M., 2002, *Tests with Correct Size in the Simultaneous Equations Model*, PhD Thesis, UC Berkeley.

Moreira, M., 2003, A Conditional Likelihood Ratio Test for Structural Models, *Econometrica*, 71 (4), 1027-1048.

Nelson, C. and R. Startz, 1990, Some Further Results on the Exact Small Sample Properties of the Instrumental Variable Estimator, *Econometrica*, 58, 967-976.

Pollard, D., 1984, *Convergence of Stochastic Processes*, New York: Springer-Verlag.

Pratt, J., 1961, Length of Confidence Intervals, *Journal of the American Stat. Assoc.*, v. 56, N. 295, 549-567.

Stock, J., M. Yogo and J. Wright, 2002, A Survey of Weak Instruments and Weak Identification in Generalized Method of Moments, *Journal of Business and Economic Statistics*, 20, 518-529.

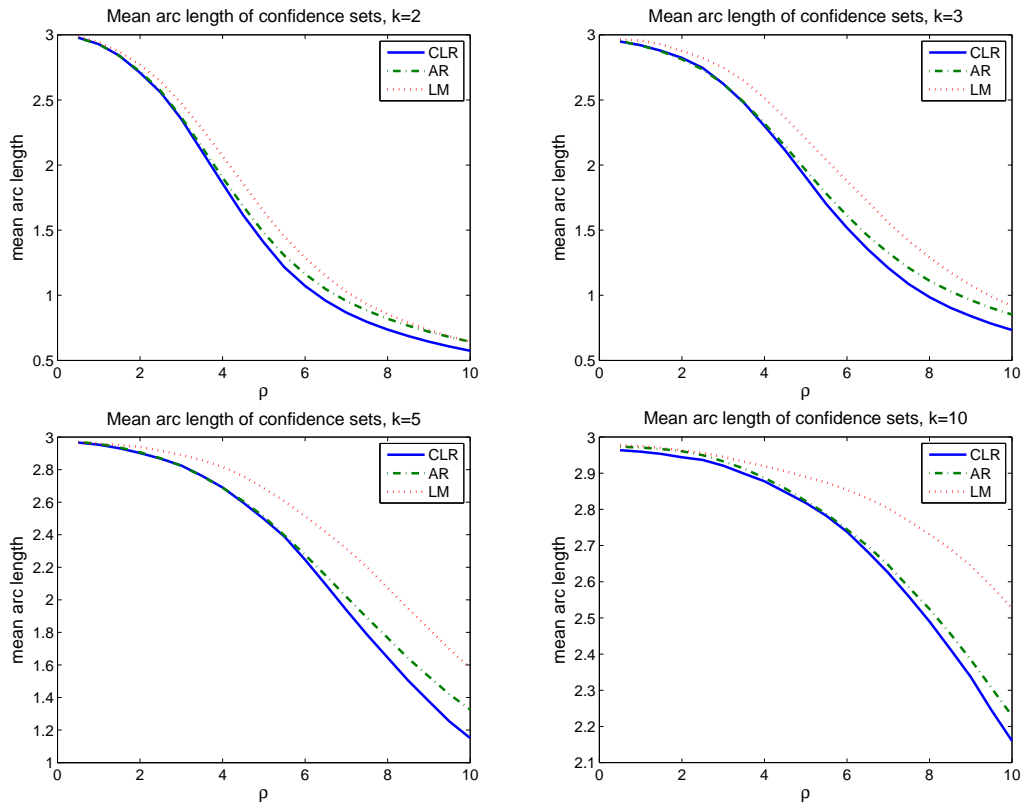


Figure 1. The expected arc length of the CLR, AR, and LM confidence sets for $k = 2, 3, 5, 10$.

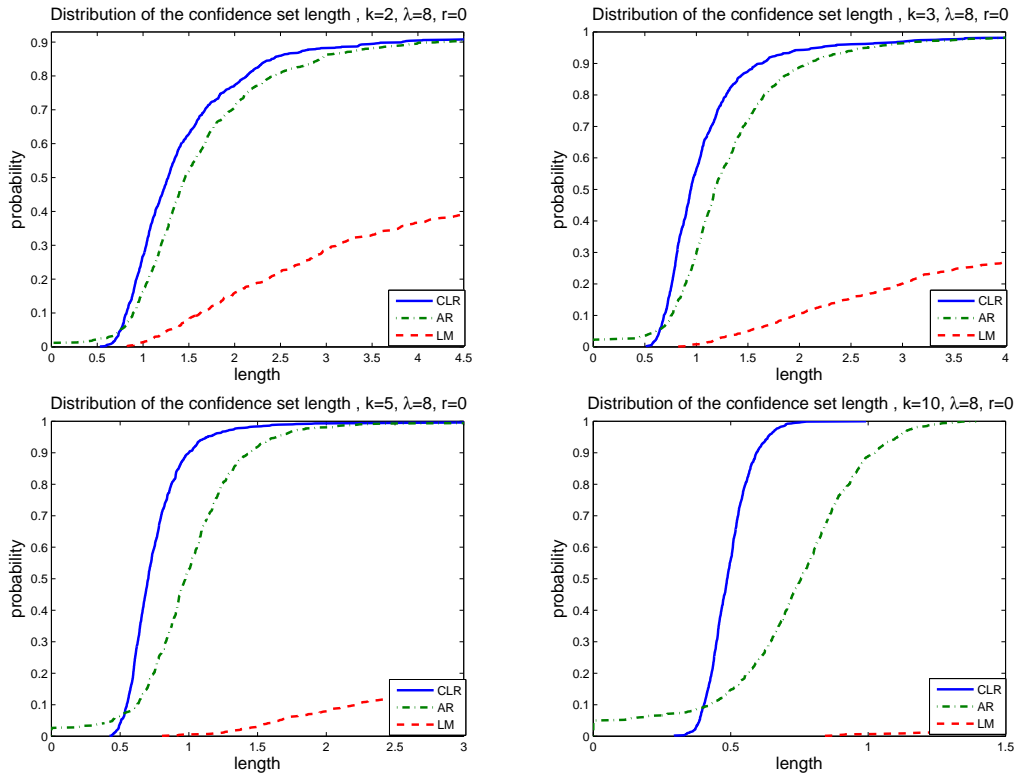


Figure 2. Distribution of the length of the CLR, AR, and LM confidence sets for $\lambda = 8, r = 0, k = 2, 3, 5, 10$.

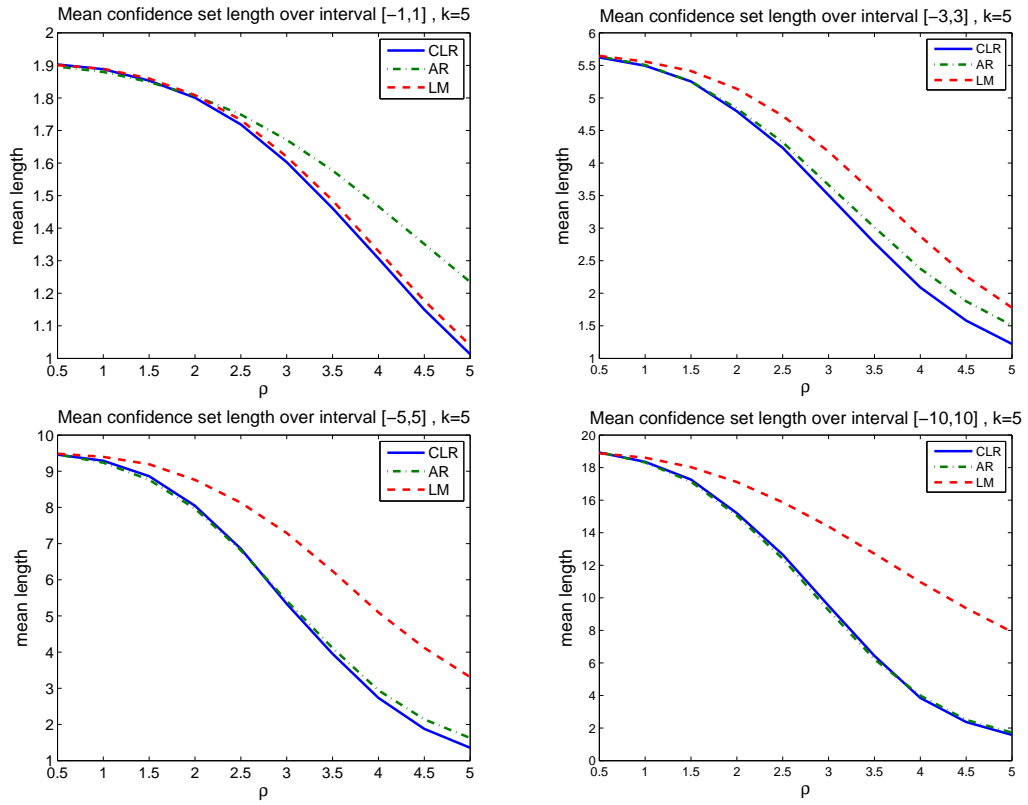


Figure 3. The expected length of intersection of the CLR, AR, and LM confidence sets with fixed finite intervals for $k = 5, \beta_0 = 0$.

$\lambda=8, r=0$	k=2	k=3	k=5	k=10
$P\{C^{AR} = \emptyset\}$	0.007	0.018	0.026	0.033
$P\{length(C^{AR}) = \infty\}$	0.048	0	0	0
$P\{length(C^{LM}) = \infty\}$	0.35	0.40	0.44	0.48
$P\{length(C^{CLR}) = \infty\}$	0.056	0.008	0	0

Table 1. Probability of having an empty or unbounded confidence set for the CLR, AR, and LM tests. $\lambda = 8, r = 0, k = 2, 3, 5, 10$.